


**Creating an authentic research community: Engaging whānau in a National Science Challenge**  
 Literacy and Learning Research Symposium  
 26 – 27 October 2017

Sonja Macfarlane  
 Professor Angus Macfarlane  
 Professor Gail Gillon  
 Dr Amanda Denston  
 Dr John Boereboom  
 Dr Libby Schaughency



**UC**  
 UNIVERSITY OF  
 CANTERBURY  
 Te Whare Wānanga o Waitaki  
 CHRISTCHURCH NEW ZEALAND

## Whānau / caregiver engagement



- Workshops



- Questionnaires



## Whānau / caregiver reading workshops



- Pākehā, Māori, Pasifika, Filipino
- Collective / collaborative approach
- Timing
- Encouragement
- Collective understandings
- TIPS sheets
- Kōhā
- Certificates
- Feedback from whānau....research



"Oh thank you, I've never ever got a certificate before"

"Thank you. It was awesome today"

## Whānau / caregiver questionnaire



- Pākehā, Māori, Pasifika, Filipino
- Holistic approach:
  - Hauora (health and wellbeing)
  - Hononga (reading together at home)
  - Hinengaro (reading practices)
  - Harikoa (positive identities)
- Language, culture and identity
- Questionnaires
- Principal, teacher, RTLB, whānau
- Two strands....reflections
- Data analysis....correlations....



"I'm really happy that Christie is part of this program and appreciate having your advice for supporting his reading. Looking forward to next week's reading workshop."

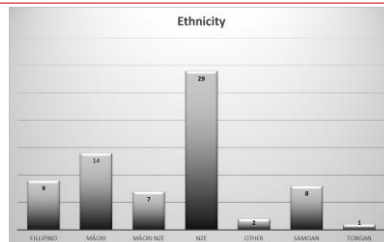


## Whānau questionnaire

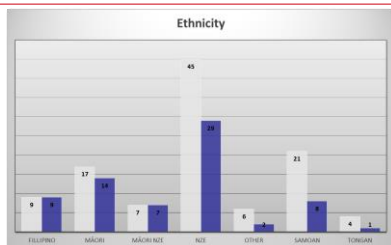


- # of tamariki in the study:
  - **Strand 1:** 71 children across 3 schools sites (Term 2)
  - **Strand 2:** 73 children across 4 school sites (Term 3)
  - n = 144**
- # of viable questionnaires in this sample: **70** (74 entered)
  - **50** completed face-to-face (68%)
  - **24** entered by whānau directly online (32%)
- % uptake – **51%** (Generally: 30-40%, and 25% for online)

## Responses (#70): by ethnicity

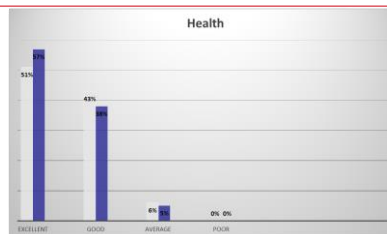


## Response rate by ethnicity



Total #
Response #

## Health status - Overall



Overall %
Māori %

Health concerns	% - Overall #109	% - Māori #33
Hearing	12%	9%
Vision	7%	6%
Speech	13%	18%
Behaviour	13%	18%
Learning	10%	9%
Movement or mobility	2%	0%
Growth or physical development	2%	0%
Weight	8%	3%
Sleeping patterns	4%	9%
Other please specify	2%	3%
No concerns	27%	24%
<b>TOTAL</b>	<b>100%</b>	<b>100%</b>



Health treatments	% - Overall #85	% - Māori #22
Grommets	6%	0%
Hearing aid	1%	0%
Glasses	4%	4.5%
Speech and language therapy	8%	14%
Occupational therapy	2%	0%
Behaviour support	9%	14%
Physical therapy	2%	0%
Diet or nutrition advice	9%	4.5%
Medication	4%	4.5%
Surgery	11%	4.5%
Nothing as yet	31%	36%
Other (Please specify)	13%	18%
<b>TOTAL</b>	<b>100%</b>	<b>100%</b>



### Speech and language concerns?: Overall - (#67) - Māori (#21)



Answer	% - Overall #67	% - Māori #21
No	72%	66.7%
Yes	28%	33%
<b>TOTAL</b>	<b>100%</b>	<b>100%</b>



### Professional support sought?: Overall (#17) – Māori (#6)



Answer	% - Overall #17	% - Māori #6
No	29%	33%
Yes	71%	67%
<b>TOTAL</b>	<b>100%</b>	<b>100%</b>



## Hearing impairment?: Overall (#67) – Māori (#21)



Answer	% - Overall #67	% - Māori #21
No	93%	90%
Yes	7%	10%
<b>TOTAL</b>	<b>100%</b>	<b>100%</b>



## Sleep well?: Overall - (#65) – Māori (#20)



Answer	% - Overall #65	% - Māori #20
Yes	94%	85%
No	6%	15%
<b>TOTAL</b>	<b>100%</b>	<b>100%</b>



## Sleep issues



Answer	% - Overall #35	% - Māori #15
Has trouble going to sleep	26%	20%
Sometimes has a scary dream that wakes them up	37%	27%
Sometimes sleepwalk	14%	13%
Regularly wakes during the night	17%	27%
Is often sleepy during the day	6%	13%
<b>TOTAL</b>	<b>100%</b>	<b>100%</b>

## Age when reading together started



Answer	% - Overall #65	% - Māori #20
From birth onwards	37%	35%
3-6 months	15%	15%
7-12 months	3%	5%
1-2 years	17%	30%
2-3 years	5%	10%
3-4 years	14%	0%
When they started school	9%	5%
<b>TOTAL</b>	<b>100%</b>	<b>100%</b>

## Number of times reading together each week



Answer	% - Overall #66	% - Māori #21
8 or more times	23%	33%
5-7 times	56%	48%
2-4 times	21%	19%
Once	0%	0%
Never	0%	0%
<b>TOTAL</b>	<b>100%</b>	<b>100%</b>

## Correlations:

(Stub – Banner) (Chi square.....Probability)



Age reading together @ home started

• **Enjoyment of reading – p-value: >0.5**

• **Reading skills – for most skills; p-value: >0.5**

How often reading happens each week

• **Enjoyment of reading – p-value: 0.25**

Children's enjoyment of reading

• **Behaviour – for most behaviours; p-value: >0.5**

• **Reading skills – for most skills; p-value: >0.5**

Speech/language concerns

• **Behaviour – p-value: > 0.42**

## Key learnings



- Whānau capacity/resources
- Whānau understanding
- Whānau conduits
- Whānau–school connectedness
- Whānau experiences
- Whānau aspirations
- Whānau voice

"Many thanks for yesterday's reading workshop. I appreciate your tips and ideas and I'm really glad that Zion is part of this project which will make a better literacy start for him."



## Next steps



Research study that captures whānau perspectives about the impact of this programme on:

- Attitudes
- Motivation
- Enjoyment
- Relationships
- Skills
- Interactions
- Language
- Culture
- Identity
- Communication
- Aspirations



## He mihi maioha

- ✓ Research participants
- ✓ RTLB (Maureen Allen and her team of RTLB)
- ✓ Better Start team



## Acknowledgements

National  
SCIENCE  
Challenges



This research forms part of the National Science Challenge: A Better Start, funded by the Ministry of Business, Innovation and Employment (MBIE) [Grant number 15-02688]

