


View and Download Course and Teaching Evaluation results

Please use **Google Chrome or FireFox** for the **best user experience**. Safari users may experience issues locating the “Student Evaluation of Teaching (SET)” block in LEARN. If so, please update to version 14 and uncheck “Block all cookies” under Preferences > Privacy.

There are two ways to find the Course and Teaching Evaluation result link in LEARN.



1) **Login to [Learn](#).**






- a) On the **Dashboard page**, click  which is on the top right corner of the page.
- b) You will then see the box “Student Evaluation of Teaching (SET)”. Click on the link “Click here to access your Course and Teaching Evaluation results”

Student Evaluation of Teaching (SET)

[Click here to access your Course and Teaching Evaluation results](#)

OR

- a) On the left side toolbar, click on **Site home**, scroll down and look on the **right** for the **box titled “Student Evaluation of Teaching (SET)”** and click the link “Click here to access your Course and Teaching Evaluation results”.
- 2) A new page will appear, displaying the **Watermark Course Evaluations & Surveys (formerly EvaluationKIT)** page.
- 3) Under the “Project Results”, a list of project titles and course(s) will be displayed.
- 4) Click on a project title in blue to download the results.
- 5) There are two ways to download the Course and Teaching Evaluation report:-
- Download multiple courses**
 - Select two or more courses
 - Click  **Batch Report**
 - Enter a report name and select the option you are after.
 - Download a course**
 - Click the icon  on the right-hand side under the “Report” tab.
 - Select “**Detailed Report + Comments**”.

-  Detailed Report
-  Detailed Report + Comments 
-  Raw Data
-  Feedback