


## View and Download Course and Teaching Evaluation results

Please use Google Chrome or FireFox for the best user experience. Safari users may experience issues accessing EvaluationKIT. If so, please update to version 14 and uncheck “Block all cookies” under Preferences > Privacy.

There are two ways to find the EvaluationKIT dashboard link in LEARN.



1) **Login to [Learn](#).**




- a) On the **Dashboard page**, click  which is on the top right corner of the page.
- b) You will then see the box “Student Evaluation of Teaching (SET)”. Click on the link “Click here to access your EvaluationKIT dashboard”

Student Evaluation of Teaching (SET)

[Click here to access your EvaluationKIT dashboard](#)

**OR**

- a) On the left side toolbar, click on **Site home**, scroll down and look on the **right** for the **box titled “Student Evaluation of Teaching”** and click the link “Click here to access your EvaluationKIT dashboard”.
- 2) A new page will appear, displaying the EvaluationKIT page.
- 3) Under the “Project Results”, a list of project titles and course(s) will be displayed.
- 4) Click on a project title in blue to download the results.
- 5) There are two ways to download the Course and Teaching Evaluation report:-
- Download multiple courses**
    - Select two or more courses
    - Click  [Batch Report](#)
    - Enter a report name and select the option you are after.
  - Download a course**
    - Click the icon  on the right-hand side under the “Report” tab.
    - Select “**Detailed Report + Comments**”.

-  Detailed Report
-  Detailed Report + Comments 
-  Raw Data
-  Feedback