

Aratohu Whakawhiwhia Graduation Guide

Ōtautahi Christchurch
Āperira April 2025



Ngā Kai o Roto

Contents

- 3 Nau mai, tauti mai Welcome
- 4 Academic dress
 - 4 Collecting your academic dress
 - 4 How to wear your academic dress
 - 5 Colour of hoods
- 6 The Graduation Celebration
 - 6 Guest tickets and procession into Wolfbrook Arena
 - 7 Celebration procedure
- 8 Linton Photography
- 9 Order of proceedings
- 10 Graduate functions
- 12 Degree frames
- 13 Graduation flowers
- 15 Your academic documents
 - 15 What are academic documents?
 - 15 Why do I need academic documents?
 - 15 Can I get digital copies?
 - 15 How do I get a paper copy?
 - 15 How much do academic documents cost?
 - 15 Helpful links
- 17 Te Rōpū Rapuara | UC Careers
- 18 Graduate deals

Nau mai, tauti mai | Welcome

Tēnā koutou e ngā kaiwhiwhi tohu paetahi, tohu paerua, tohu kairangi hoki o Te Whare Wānanga o Waitaha. Nau mai, tauti mai ki te hapori mātauranga o te whare wānanga nei.

Greetings to you, the recipients of certificates, diplomas and degrees from Te Whare Wānanga o Waitaha | University of Canterbury. Welcome to the community of scholars from this university.

Congratulations on your achievements, and the hard work and dedication that has earned you the right to take your place on the graduation stage.

By graduating, you're joining 140,000 University of Canterbury alumni providing invaluable contributions to the world around us.

Take your place amongst them, and the great innovators and history-makers who came before, and add to our great story, which began over 150 years ago.

In this handbook you'll find all the information you will need to graduate from the University of Canterbury.

If you have any questions or concerns, please contact events@canterbury.ac.nz.

Academic dress

All those graduating at Aotearoa New Zealand universities are required to wear full academic dress.

The colour of the hood lining denotes the different faculties or degrees, except for the peony red PhD hood.

In recent years, University of Canterbury graduands have embellished their graduation regalia with garments of honour from their own tradition such as a kākahu/korowai or ta'ovala and we encourage this colourful addition to the ceremonies and celebrations. Some graduands and graduates carry flower posies or wear corsages/buttonholes.

On the day of graduation, you are required to wear appropriate academic dress when taking part in the celebration. **If you are not wearing academic dress, you will not be able to participate in the celebration.**

Collecting your academic dress

Collect your academic dress from Dovedale Campus, Wairarapa Building, Block ED15.

A reminder email will be sent three days prior to the graduation which includes a map and information about your collection day and return time. You can collect on the day of your ceremony.

If you are unable to collect your regalia at the specified time, you may ask someone to collect it for you. **Please ensure your height and head measurements are on the order.** Measure your head circumference above your ears. The measurement should be between 50 – 67cm. If you have long hair, please measure with your hair out.

Your academic regalia must be returned to the same location it was collected from before the required time. Anyone can return your regalia; however, its safe return is the responsibility of the hirer.

A security hold of \$50 will be placed on your card at the time of collection. Please make sure that you have enough funds available to cover this amount. The hold will be automatically released after seven days if the regalia is returned on time, dry, undamaged, and without heavy soiling.

How to wear your academic dress

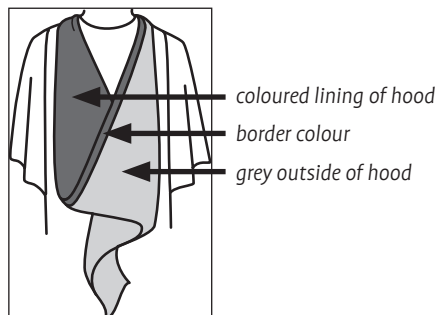
Watch our *regalia video* to get your academic dress right.

Academic dress consists of a gown, a hood and a trencher (black cap with tassel).

Gown

The Bachelor gown is worn with the hands going through the slits at the top of the sleeve not down through the bottom of the sleeve.

Master gowns have a closed sleeve but it's obvious where your arm goes. A Master gown is also used as a PhD gown.



Hood

The hood is held in position by a neckband which joins the two sides together at the sternum. This band is held by a ribbon provided as per the video demonstration. **Pins are not to be used to secure the hood as these damage the satin fabric.** The right shoulder is grey, and the left shoulder shows the faculty colour lining, however if you are graduating with a PhD, this is reversed.

The easiest way to put the hood on is to hold out the hood with the GWC Regalia Hire label facing out and flip it over your head. The back of the hood drapes diagonally across the back showing the band which signifies the level of your qualification ie: Bachelor, Bachelor Hons, Master. If you are receiving two degrees at the same ceremony, you can wear the hood for either degree, but not together. You must wear your highest qualification.

Hat

The trencher (mortarboard) is worn shorter peak to the front, the top is flat on your head, with tassel over your left eye. For PhD and doctoral degrees the headgear is a black velvet beret. If the trencher is thrown and the corner is damaged, this can't be repaired and a full replacement of the trencher is charged.

If you are having a diploma awarded and have no other degree, wear only the gown (no trencher or hood). If you already have a degree, you will receive a University of Canterbury stole, the gown of your highest qualification and a trencher.

Colour of hoods

The hoods are of a standard size and shape with a slate grey or navy exterior. Honours and Master's degrees (for most faculties) are distinguished by having a border on the exterior (Honours is 25mm wide and Masters is 75mm) of the same colour as the interior of the hood. You will be shown images of your chosen regalia during the online ordering process.



Hood colours

- Arts – Baby Pink
- Commerce – Yellow
- Education – Brown
- Engineering – Violet
- Forestry – Chestnut
- Health Sciences – Emerald Green
- Law & Criminal Justice – Ice Blue
- Music & Fine Arts – White
- Science – Ultramarine
- Social Work – Post Office Red
- Speech & Language Pathology/Audiology – Magenta
- Sport Coaching – Post Office Red
- Teaching & Learning – Old Gold
- PhDs – Peony Red

Staff colours

The rich variety of academic dress (and colours) worn by the academic staff reflects the many different universities which they attended.

University officers wear peony red gowns. The Tumu Kaunihera | Chancellor's gown is damask embroidered with gold and gold lace, and the trencher is peony red with gold lace and a gold tassel. The Tumu Whakararae | Vice-Chancellor's gown is damask embroidered with gold and the trencher is peony red with a gold tassel. The Pourouki | Registrar's gown is silk embroidered with gold and the trencher is peony red with a red tassel.

The graduation celebration

There will be five celebrations and a parade through the city centre in Ōtautahi Christchurch in April 2025

- Tuesday 8 April, 10am, Engineering and Forestry
- Tuesday 8 April, 2pm, Arts and Product Design
- Wednesday 9 April, 10am, city parade
- Wednesday 9 April, 2pm, Business and Law
- Thursday 10 April, 10am, Education and Health
- Thursday 10 April, 2pm, Science

Guest tickets and procession into Wolfbrook Arena

Each University of Canterbury graduate is allocated five tickets for guests to attend their graduation celebration.

Guests must be seated by 9.20am for the morning celebration and 1.20pm for the afternoon celebration.

Students and guests with a disability

If you, or any of your guests have a disability for which specific arrangements are required, such as access or seating, please inform the events team by emailing events@canterbury.ac.nz.

Transport

For those attending the city parade there will be buses available to and from Wolfbrook Arena, see [here](#). For more information about Christchurch's public transport network visit <https://www.metroinfo.co.nz/>

Morning procession

Graduates must assemble at the signposted area in the main carpark on Twigger Street **no later than 9am**.

Afternoon procession

Graduates must assemble at the signposted area main carpark on Twigger Street **no later than 1pm**.

Processions begin 15 minutes prior to the start of a graduation ceremony. Marshals will provide instruction as to the procession order.

The procession is filmed and projected onto the screens inside the Arena.

What to bring to the Marshalling Area

When you arrive at the Marshalling Area you should be dressed in your regalia with your graduation seat number that you will receive via email.

Please do not carry anything that does not fit in your pockets as you might not return to the same seat after you cross the stage. For this reason, it is best not to bring cell phones, cameras, flowers or handbags with you to the Marshalling Area.

Cancellation procedures

If the procession into the venue is cancelled due to weather, please assemble at the rear of the main stage of Wolfbrook Arena, entering through Gate 1.

Participation in the procession is not optional. If there is a reason that you are unable to take part in the procession, please contact events@canterbury.ac.nz by Friday 4 April.

In the case of bad weather, you will receive an email and text message from the University with instructions, this will also be posted on the [graduation webpage](#).



Celebration procedure

- [Click here](#) for a video overview of graduation.
- You will move into the Arena and proceed to your seats. You will sit down, still wearing your trencher.
- Graduates will rise when Fanfare is sounded for the entrance of the academic procession.
- Graduates will remain standing for the pao – a representative group of graduates will be welcomed into the Arena.
- Graduates and the audience will then be seated for the mihi.
- Remove your trencher (it is replaced as you leave the stage).
- A waiata will be sung.
- Graduates and audience will stand for the Aotearoa New Zealand National Anthem.
- Once everyone is seated the Tumu Tuarua Kaunihera | Pro-Chancellor will convene the ceremony.

All graduates are called one at a time. If you are carrying a posy, leave it on your seat before proceeding to the stage.

When your name is called:

- Walk across the stage to the Tumu Tuarua Kaunihera | Pro-Chancellor and bow your head to be doffed.
- Don your trencher.
- Continue down the steps to collect your certificate at the end of the aisle.
- Return to your seat.

Please remain seated during the musical interlude.

- After the presentations are completed, there will be a graduation address.
- The celebration will be closed by the Tumu Whakarae | Vice-Chancellor.
- As Gaudeamus is played, please stand.
- Once the academic party is clear of the stage, the Marshals will indicate for you to follow them into the foyer.

If you find you are unable to attend the celebration in person, you must notify graduation@canterbury.ac.nz to discuss what options are available.

Video and photography

UC graduation processions and celebrations are filmed and photographed. Footage and photos will be publicly accessible on UC's Facebook, Instagram, Tik Tok, LinkedIn and YouTube pages. Photos may be used in university publications, promotional material (digital and print) and social media content. If you have any questions or concerns regarding graduation photography, please email communications@canterbury.ac.nz.

Linton Photography



Linton Photography are the Official University of Canterbury Graduation Photographers.

They have been photographing graduations since 1994 and have the skills and ability to create graduation photos that you and your family can be proud of.

They will be photographing every graduand as they are presented on stage.

A studio portrait service is available either at their studio or at the venue on graduation day, so you can have formal portraits taken with family or friends.

Portrait session times may be booked in advance. It is possible to be photographed without a booking on a first in, first served basis at any time on graduation day.

To learn more about the portrait services available or to view your on stage photos after the ceremony phone 03 339 6699 or visit www.lintonphoto.com/graduation/



Order of proceedings

Wolfbrook Arena, Tuesday 8 April at 10am

- Doctor of Philosophy graduates presented by Dean of Postgraduate Research, Professor B McNeill
- Graduates in Engineering presented by Amo Matua | Executive Dean – Engineering, Professor S Sinha and Associate Dean – Academic, Professor R Murray
- Graduates in Forestry presented by Amo Matua | Executive Dean – Engineering, Professor S Sinha or Associate Dean – Academic, Professor R Murray

Wolfbrook Arena, Tuesday 8 April at 2pm

- Doctor of Philosophy graduates presented by Dean of Postgraduate Research, Professor B McNeill
- Graduates in Arts presented by Amo Matua | Executive Dean – Arts, Professor K Watson
- Graduates in Product Design presented by Amo Matua | Executive Dean – Engineering, Professor S Sinha

Wolfbrook Arena, Wednesday 9 April at 2pm

- Doctor of Philosophy graduates presented by Dean of Postgraduate Research, Professor B McNeill
- Graduates in Business presented by Amo Matua | Executive Dean – Business, Professor P Ballantine
- Graduates in Law presented by Amo Matua | Executive Dean – Law, Professor P Butler

Wolfbrook Arena, Thursday 10 April at 10am

- Doctor of Philosophy graduates presented by Dean of Postgraduate Research, Professor B McNeill
- Graduates in Education presented by Amo Matua | Executive Dean – Education, Professor J Nuttall
- Graduates in Health presented by Amo Matua | Executive Dean – Health, Associate Professor C Andrew

Wolfbrook Arena, Thursday 10 April at 2pm

- Doctor of Philosophy graduates presented by Dean of Postgraduate Research, Professor B McNeill
- Graduates in Science presented by Amo Matua | Executive Dean – Science, Professor S Parsons

Refreshments

Refreshments will be available to purchase inside Wolfbrook Arena before and after the celebrations.

Graduate functions

After graduation, your name will be added to the University of Canterbury Graduate Search, which is publicly accessible [here](#).

The University also provides secondary schools with names of their former students who have graduated from the University of Canterbury.



The University of Canterbury Club

warmly invites all graduates and their guests to kick off their graduation celebrations at Ilam Homestead. A fully licensed bar service will also be available.

Graduates are also welcome to use the Homestead and gardens for graduation photos.

April 8, 9, 10 (from 4pm)

Ilam Homestead, 87 Ilam Road.

UCC
EST 1929



ILAM HOMESTEAD
FUNCTION VENUE





University of Canterbury April 2024

Congratulations and welcome to the UC Alumni Community!

As a graduate of the
University of Canterbury,
you are joining over
140,000 UC alumni both
in New Zealand and 143
countries around the world.

Stay in touch to receive alumni
benefits and services including
the latest news, publications and
invitations to events. Update your
details on our UC Alumni website,
or by emailing
alumni@canterbury.ac.nz

www.canterbury.ac.nz/alumni



Alumni



Degree frames

We have a choice of woods, styles and colours, painted or varnished, in a variety of styles.



rimu
\$160

pine
\$120

Conservation frames with UV protection also available in rimu for \$220 each.

Have your degree certificate framed while you wait in the foyer. If you can't make it on the day, come to our Bishopdale Mall store.

Now & Forever Images

135C Farrington Ave,
Bishopdale, Christchurch

Telephone (03) 359 2525

Fax (03) 354 3535

yonframes@gmail.com

Graduation flowers

Purchase a bouquet of flowers for your special day.

Ilam Florist will be on-site at Graduation where you can choose from a beautiful variety of flowers. Specific requests, including dried flowers, can be ordered online at IlamFlorist.co.nz



Ilam Florist
WWW.ILAMFLORIST.CO.NZ

03 358 5396
jane@ilamflorist.co.nz

University of Canterbury Graduation Ring



It's an exciting time with Graduation fast approaching and we would like to invite you to share in an exciting tradition which reflects your achievements and time spent attaining your degree. The UC Graduation Ring is a symbol of your success.



Arts



BCJ



BCom



Business



Education



Engineering



Science



Law



Health + more

How to find your finger size and place your order?

Drop in to any local jeweler to get your finger sized then place your order at www.honourrings.co.nz/uc



★ Graduation Special!

Place your order online before Graduation and use the promo code GRAD2025 at the checkout to receive a 5% discount.

Email info@honourrings.co.nz if you have any questions. Honour Rings will also have a stand at Graduation Day.

You can find out more about the rings, view photos, and place orders here



www.honourrings.co.nz/uc

Your academic documents

What are academic documents?

Academic documents provide evidence of your study at the University of Canterbury and include Academic Transcripts; Testamur (Qualification or Certificates) and Official Letters.

Why do I need academic documents?

You may need to supply official evidence of study for:

- Entrance to other tertiary institutes in Aotearoa New Zealand or overseas
- Employment
- Government benefits or emigration

Can I get digital copies?

Yes, any eligible University of Canterbury student or graduate can receive academic documents through My eEquals. It's a secure online platform used by 47 participating universities where you can view and share your official documents with third parties.

You can also order a Letter of Eligibility to Graduate or Letter of Conferment of Qualification to be accessed on My eEquals. Other official letters may be provided on a case-by-case basis. Digital letters can be ordered *here*.



How do I get a paper copy?

You will receive a paper copy of your Testamur at your graduation celebration. For paper copies of your transcript and letters you can submit a request online at www.canterbury.ac.nz/study/study-support-info/study-topics/transcripts-and-official-letters. If you are subsequently unable to attend your graduation celebration, your testamur will be mailed to you in due course.

How much do academic documents cost?

Digital documents provided automatically upon graduation are free of charge. You'll receive an email from My eEquals with instructions and a link.

Other documents and order methods have costs associated. *See here*.

Helpful links

For My eEquals <https://www.myequals.ac.nz/faq/>

For academic document information <https://www.canterbury.ac.nz/study/study-support-info/study-topics/transcripts-and-official-letters>


SHOW YOUR PRIDE

WITH OUR RANGE OF MERCHANDISE



Available instore
and at our
Graduation
Pop Up Shop

T: 0800 827 266
E: ubs@ubscan.co.nz
W: ubscan.co.nz



Te Rōpū Rapuara | UC Careers

Congratulations on your graduation! As you begin your journey from university to the professional world, UC Careers is here to empower your career plans and aspirations.

Connect with our team to access career guidance, information, and support, including:

- **Personalised Consultations:** Book an appointment with one of our Career Consultants to explore career planning, job search strategies, application tips, interview preparation, and more.
- **On-Campus Events:** Engage in career skills tutorials, employer recruitment presentations, and career fairs to connect with potential employers. Reserve your spot through our website.
- **NZUni Talent Jobs Board:** The go-to board exclusively for university students and graduates across Aotearoa New Zealand. Find jobs, internships, graduate programs, and scholarships posted by top employers. Log in with your UC email to start exploring.
- **Online Career Tools:** Use smart online tools for CV writing, interview practice, and aptitude tests. Get advice from career experts through podcasts, videos, and tutorials.

All UC graduates can access our services for up to two years after graduation. We look forward to supporting you as you embark on this exciting new chapter in your career!

Contact Us

Te Rōpū Rapuara | UC Careers

Level 1, Jane Soons, Arts Road, University of Canterbury

www.canterbury.ac.nz/life/jobs-and-careers

T: +64 3 369 0303

E: careers@canterbury.ac.nz




Graduate deals

UC has partnered with businesses in Ōtautahi and Waitaha to provide special offers for you to enjoy as you celebrate with friends and whānau. Whether you take a tram ride, a soak with Southern alpine views or a tour to explore Canterbury, take some time to celebrate your UC experience.

Find your deals here:

Graduation | University of Canterbury



**Te Ratonga Hākinakina
Rec & Sport**