


## Segmentation/ blending boards

To play the phoneme blending game you will need these segmentation blending boards and you will need to use the speech target cards that match the pictures on these boards.



Place a segmentation /blending board in front of the children (each child may have a board suitable for their speech needs or share a board). Find the matching speech cards and add in some distracter items to play as a bingo game. Place the speech cards face down in a pile beside the board. The therapist segments the word at the phoneme level and the children guess the word by blending the sounds together. If the word is on their bingo board they place the card on their board. The winner is the first player with all the pictures covered on their bingo board.

### **Example:**

**Therapist:** (picking up a speech card from the top of the pile and holding the picture so the children can not see it.). *Guess this word c---u----p* (segmenting at the phoneme level). *Look at your board. See if you might have this picture c---u---p . Yes the word is cup. Say cup as you put the picture on the board.*



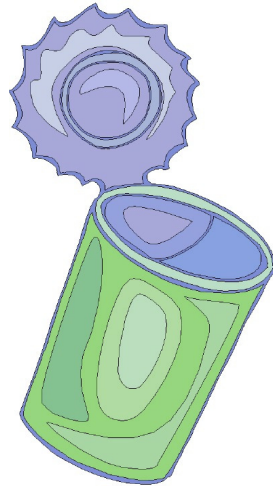
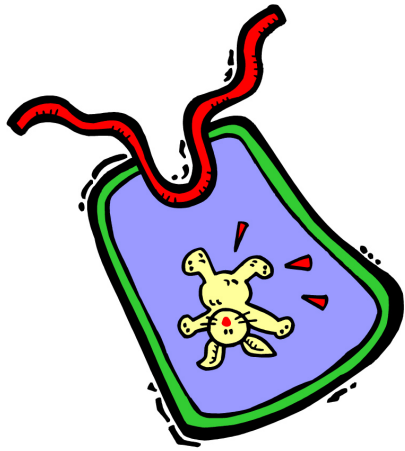




Segmentation/blending board: Early stopping /f/ /s/ (Gillon& McNeill, 2007)




Sue










Segmentation/Blending board: Bilabial (Gillon & McNeill, 2007)




COO




Nick





Segmentation/blending board: S clusters, (Gillon & McNeill, 2007)



10

