
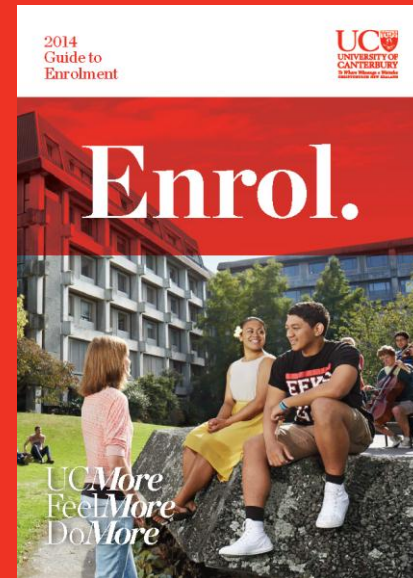


# Developing a Pasifika Strategy


**April 2013 – April 2014**



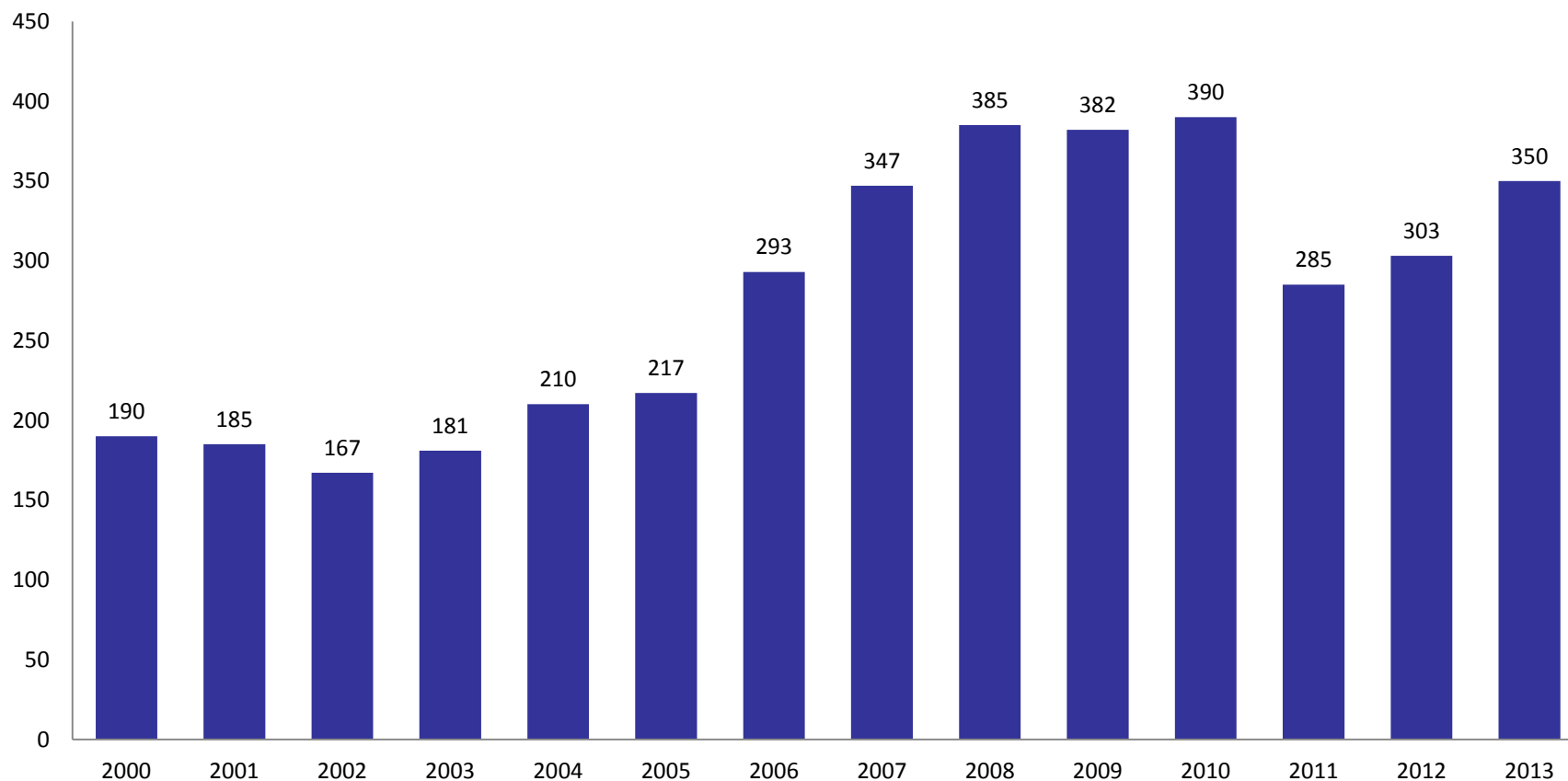
# Background

---

- Professor John Macmillan Brown, one of UC's founding professor's
- Macmillan Brown Centre for Pacific Studies established in 1988
- Macmillan Brown Library
- First Pacific Liaison Officer appointed in 2001
- SMT adopts Pacific portfolio in 2002
- Government focus on increasing Pasifika student numbers
- Government focus on increasing Pasifika staff numbers
- Pacific Development Team established in 2004
- Pacific People's Advisory Group 2006-2012
- UC Pacific Plan 2007-2009, 2010-2013
- First Pacific council member appointed in 2009
- First senior Pasifika role appointed in Dec 2010



# Pacific Enrolment Trends 2000 – 2013 (Head count)



# UC Educational Performance Indicators – Pasifika EPIs

## Successful course completion rates 2008-2012

|                 | Programme Level      | 2012                  |                 | 2011                  |                 | 2010                  |                 | 2009                  |                 | 2008                  |                 |
|-----------------|----------------------|-----------------------|-----------------|-----------------------|-----------------|-----------------------|-----------------|-----------------------|-----------------|-----------------------|-----------------|
|                 |                      | Enrolled Student EFTS | Completion Rate | Enrolled Student EFTS | Completion Rate | Enrolled Student EFTS | Completion Rate | Enrolled Student EFTS | Completion Rate | Enrolled Student EFTS | Completion Rate |
| All UC          | All Programme Levels | 11,146                | 87%             | 11,519                | 88%             | 13,165                | 85%             | 12,954                | 83%             | 12,193                | 83%             |
| Maori           | All Programme Levels | 786                   | 81%             | 769                   | 83%             | 881                   | 76%             | 843                   | 74%             | 778                   | 76%             |
| Pacific Peoples | All Programme Levels | 224                   | 69%             | 212                   | 73%             | 285                   | 62%             | 279                   | 59%             | 281                   | 60%             |

- Pasifika course completion rates increased from **60% in 2008 to 69% in 2012**
- Increase over 5 years: **9% increase for Pasifika**, 5% increase for Maori, 4% increase for all UC

## Successful qualification completion rates 2008-2012

|                 | Programme Level      | 2012                        |                               | 2011                        |                               | 2010                        |                               | 2009                        |                               | 2008                        |                               |
|-----------------|----------------------|-----------------------------|-------------------------------|-----------------------------|-------------------------------|-----------------------------|-------------------------------|-----------------------------|-------------------------------|-----------------------------|-------------------------------|
|                 |                      | Enrolled Qualification EFTS | Qualification Completion Rate | Enrolled Qualification EFTS | Qualification Completion Rate | Enrolled Qualification EFTS | Qualification Completion Rate | Enrolled Qualification EFTS | Qualification Completion Rate | Enrolled Qualification EFTS | Qualification Completion Rate |
| All UC          | All Programme Levels | 11,858                      | 85%                           | 12,304                      | 76%                           | 13,907                      | 68%                           | 13,526                      | 67%                           | 12,790                      | 71%                           |
| Maori           | All Programme Levels | 798                         | 81%                           | 777                         | 68%                           | 904                         | 46%                           | 858                         | 63%                           | 803                         | 65%                           |
| Pacific Peoples | All Programme Levels | 227                         | 75%                           | 221                         | 59%                           | 293                         | 53%                           | 285                         | 39%                           | 280                         | 43%                           |

- Pasifika qualification completion rates increased from **43% in 2008 to 75% in 2012**
- Increase over 5 years: **32% increase for Pasifika**, 16% increase for Maori, 14% increase for all UC

# UC Educational Performance Indicators – Pasifika EPIs

## Retention rates 2008-2012

|                 | 2012           | 2011           | 2010           | 2009           | 2008           |
|-----------------|----------------|----------------|----------------|----------------|----------------|
|                 | Retention Rate | Retention Rate | Retention Rate | Retention Rate | Retention Rate |
| All UC          | 87%            | 81%            | 84%            | 84%            | 81%            |
| Maori           | 83%            | 71%            | 77%            | 79%            | 75%            |
| Pacific Peoples | 78%            | 64%            | 84%            | 73%            | 72%            |

- Pasifika retention rates increased from **72% in 2008 to 78% in 2012**
- Increase over 5 years: **6% increase for Pasifika**, 8% increase for Maori, 6% increase for all UC
- 2012 Fresher cohort attrition rate: 21% Pasifika (56), 36% Maori (202), 23% total UC

# AUSSE Survey – Oct 2013

## Engagement of Maori & Pasifika

### Data reveals the following about the Pasifika cohort:

- Well integrated academically – reasonably well engaged
- Contribution to the welfare of the community is highly valued
- Strong community connections – good safety net
- Highly likely to engage with different ethnic groups, have diverse perspectives and understand people of different ethnicity.
- Strong sense of cultural identity – culturally aware but likely to feel out of place, culturally isolated, impact on engagement and academic performance.
- Likely to use a different language at home
- Still an underperforming cohort (high C to low B)
- Overrepresented in the College of Education – correlates with high proportion of on-line study score



# UC Pasifika Strategy 2014 - 2018



- **Why do we need a Pasifika strategy?**
  - Tertiary Education Strategy 2014-2019: Priority 3
  - UC Investment Plan 2013-2015
  
- **Developing a Pasifika Strategy – The process**
  - VC approved the appointment of the Acting Director of Pacific Development in Dec 2012. Appointment began in Feb 2013
  - UC Pasifika Strategy Advisory Group established in Apr 2013 to begin strategy work:
    - Membership includes College representatives, Pacific staff, community
    - Review Pacific Plan 2007-2009, 2010-2013
    - Scope strategic developments at other universities
    - Strategy consultation and timeline
    - SMT to forward draft to College Executives / Faculties
    - Sign-off by Council in early 2014

## **TES 2014-2019: Priority 3**

### **Boosting achievement of Māori and Pasifika**

30% of New Zealanders will be Māori or Pasifika by 2030. It is essential that tertiary education delivers as well for these groups as everyone else in our society. Tertiary providers need to be giving good advice to Māori and Pasifika students, providing culturally relevant learning opportunities, and engaging with these communities. They must also look at how they can continue to improve the way that tertiary education supports young Māori and Pasifika into the workforce.

# UC Pasifika Strategy 2014-2018

## Draft: 5 Strategic goals

---



1. **Connect** with key stakeholders to foster quality relationships and strengthen Pasifika engagement with higher education.
2. Respond to the cultural needs and educational aspirations of Pasifika people to strengthen access and transition opportunities and enhance **confident** engagement in tertiary study.
3. Rise to the **challenge** of empowering Pasifika learners to achieve at unprecedented levels and succeed on a par with the highest achieving groups.
4. **Concentrate** on growing and promoting academic excellence in teaching and learning, and research by and about Pasifika people.
5. UC graduates will be prepared to **contribute** to the aspirations of Pasifika communities and become world leaders in a changing global world.