

# Graduate Destinations Survey



2016


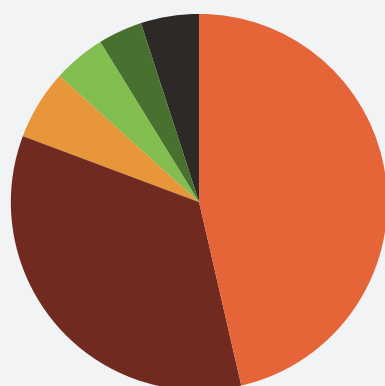
# University of Canterbury Graduate Destinations Survey, 2016

The University of Canterbury's 2015 graduates were surveyed approximately seven months after becoming eligible to graduate. This was done to gain a better understanding of our graduates' employment patterns, occupations and destinations after graduation. We found that approximately 92% of our graduates were either employed and/or continuing their studies. A high proportion of our recent graduates (89%) who have finished studying and are working full-time, feel that their career is either ideal or a positive step in the right direction. Around three quarters of those who are pursuing further study have returned to the University of Canterbury.

## 1. The 2015 graduates


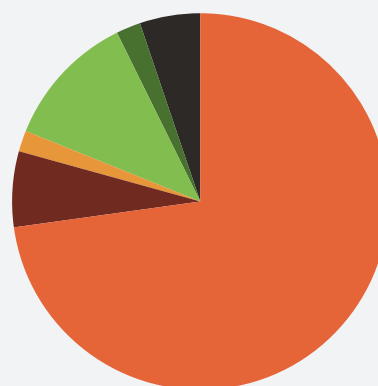
The following details the composition of the 2015 University of Canterbury Graduating population. In total, 3276 students progressed to graduation in 2015.

### 1.1 Graduates by source and gender



- In 2015, 56% of the graduating cohort were female (1,841) and 44% were male (1,435).
- Domestic females accounted for 46% of all graduates (1,520) and domestic male students made up 34% (1,126) of the graduating population.
- A total of 289 international students graduated in 2015. They made up 9% of the graduating cohort.
- Five percent of all NZ graduates were male NZ permanent residents (146) and a further 6% were female permanent residents (195).

### 1.2 Ethnicity of the graduating population

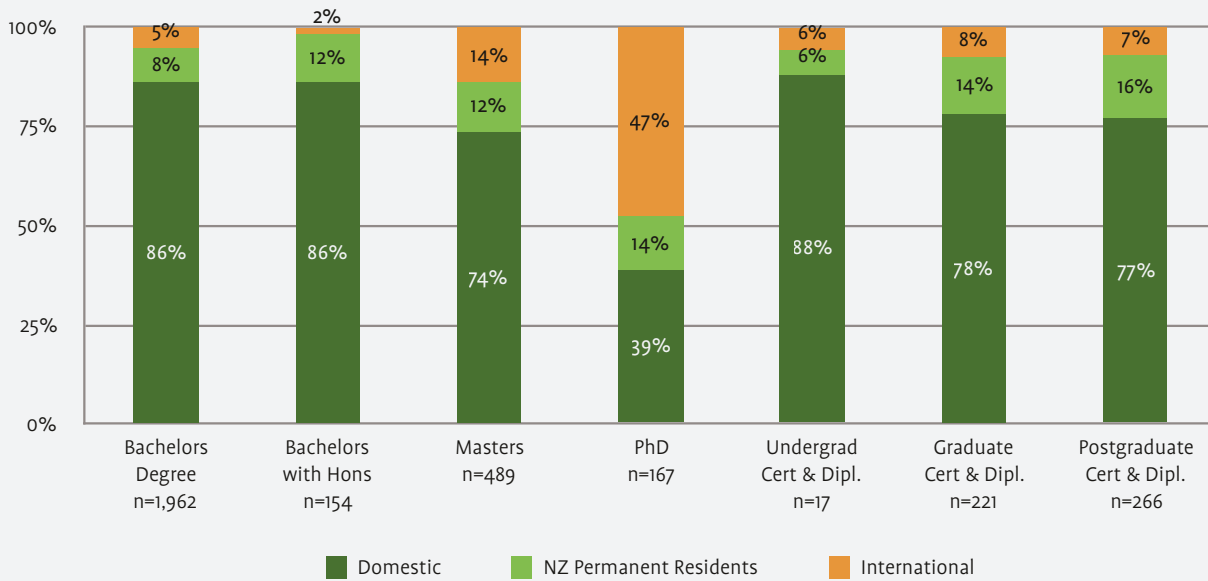


- Almost three quarters or 73% of the graduating student population in 2015 were European/Pākeha.
- A total of 212 NZ Māori (6%) and 59 Pasifika (2%) students graduated in 2015.
- Asian students accounted for 12% of all 2015 graduates.

*The Graduate Destinations survey is a cooperative endeavour between Careers, Internship & Employment and the Academic Services Group. This report was prepared by Kaylene Sampson (ASG) and Chris Bridgman (CIE).*

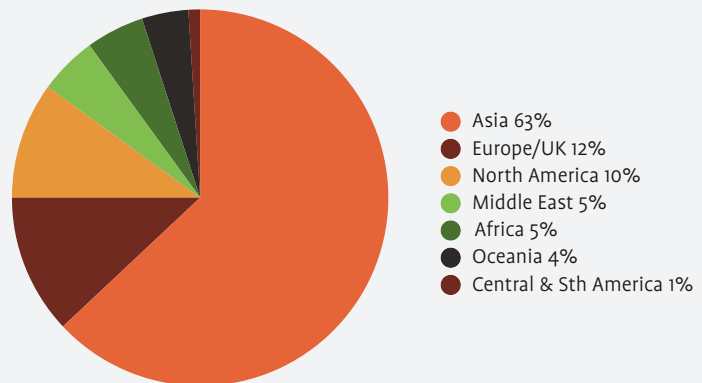
### 1.3 Level of study by source

- Of the 3276 graduates in 2015, 85%, (n=2772) qualified with a Bachelors degree or higher. Of these, 71% gained an undergraduate Bachelors degree, 6% were awarded a Bachelors with Honours degree, 17% a Masters degree and 6% earned a PhD.
- The PhD programme graduated the largest proportion of international students of any qualification with around half of all graduates being of 'international student' status.
- As qualification awarded rises, the proportions of NZ permanent residents and international students graduating with these qualifications increases.
- In total, 504 students graduated with a certificate or diploma in 2015. These are distributed as follows: 3% were undergraduate level awards, 44% were graduate level and the remaining 53% were awarded at the postgraduate level.



### 1.4 International graduates by source region

- A total of 289 or 9% of all 2015 graduates were international students.
- The greatest source of international graduates in 2015 was the Asian region – contributing 183 or 63% of all international graduates.
- The two next largest cohorts came from Europe/UK (12%) and North America (10%).
- Equal proportions of graduates came from Middle East as came from Africa (5%).



## 2. The responding population

All students who became eligible to graduate in 2015 were surveyed during July and August of 2016. The response rate was 59% comprising 1929 individuals.

### 2.1 Graduates and respondents by field of study

- Based on field of study, the responding cohort largely reflects the population from which it was drawn.
- More females than males responded to the survey – females were overrepresented by 3%.
- Around one fifth (22%) of all graduates came from the field of Education, the single largest cohort to graduate.

	All 2015 graduates				2015 respondents			
	Female	Male	Total	Percent	Female	Male	Total	Percent
Biological Sciences	102	77	179	6%	63	38	101	5%
Commerce & Business	229	259	488	15%	134	134	268	14%
Education	564	152	716	22%	351	82	433	22%
Health	147	18	165	5%	86	12	98	5%
Humanities	160	80	240	7%	107	43	150	8%
Mathematics	21	81	102	3%	15	45	60	3%
Physical Sciences	103	157	260	8%	69	88	157	8%
Social/Behavioural Sciences & Law	385	155	540	17%	218	67	285	15%
Technology & Engineering	74	435	509	16%	47	278	325	17%
Visual & Performing Arts	56	21	77	2%	40	12	52	3%
<b>Total</b>	<b>1841 (56%)</b>	<b>1435 (44%)</b>	<b>3276</b>	<b>100%</b>	<b>1130 (59%)</b>	<b>799 (41%)</b>	<b>1929</b>	<b>100%</b>

### 2.2 Level of qualification

- With respect to level of qualification, the responding student cohort closely reflects the 2015 graduating population.
- Equal proportions (5%) of graduates and respondents were awarded a PhD or Masters degree.
- The greatest proportion of respondents came from Bachelor's degree programmes.

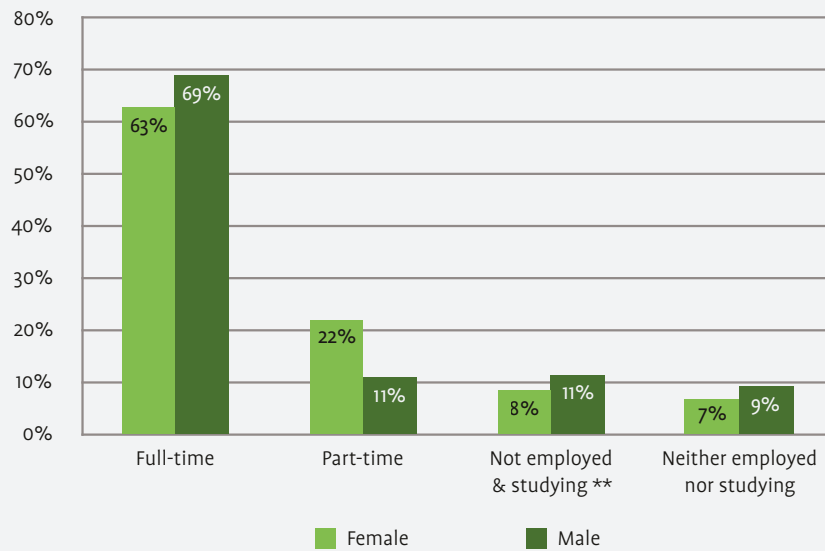
	All 2015 graduates		2015 respondents	
	Total	Percent	Total	Percent
<b>Degrees &amp; Higher Degrees</b>				
Bachelors Degree (3 or 4 yrs)	1962	60%	1118	58%
Bachelors with Honours	154	5%	89	5%
Masters	489	15%	292	15%
PhD	167	5%	107	6%
<b>Certificates &amp; Diplomas</b>				
Undergrad Cert. & Dipl.	17	<1%	9	<1%
Graduate Cert. & Dipl.	221	7%	138	7%
Postgraduate Cert. & Dipl.	266	8%	176	9%
<b>Total</b>	<b>3528</b>	<b>100%</b>	<b>1929</b>	<b>100%</b>

# 3. Employment status

A combined total of 83% of respondents indicated they were working either in full-time or part-time employment. However, many graduates indicated that they have chosen to continue their studies. Of the 17% who indicated they were not employed, more than half were in further study.

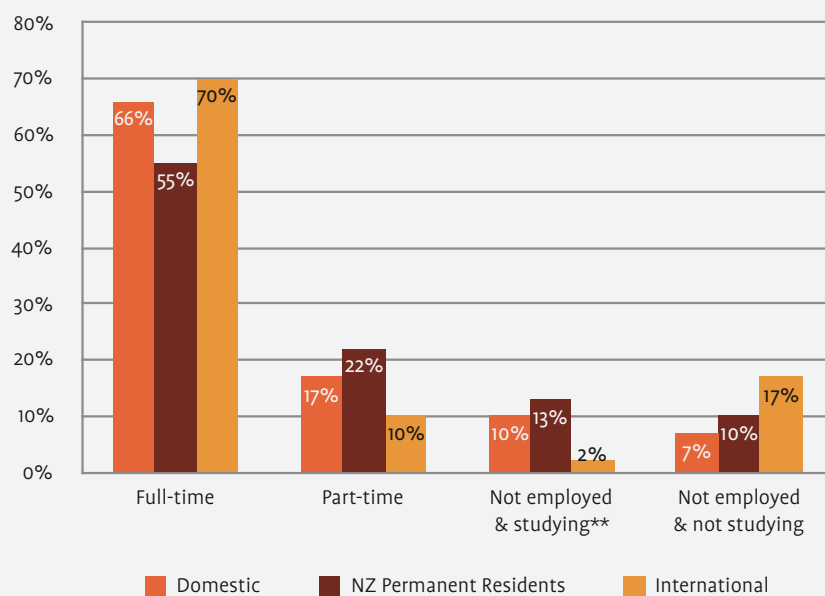
## 3.1 Employment status by gender

- A greater proportion of male graduates (69%) reported being employed full-time than did female graduates (63%).
- Twice the proportion of female graduates were employed on a part-time basis than male graduates.
- More than half of all graduates who indicated that they were not employed were pursuing further study.



## 3.2 Employment status by source

- International students report the highest rate of full-time employment, seven months after graduation.
- Domestic students report the highest combined rates of employment (83%).

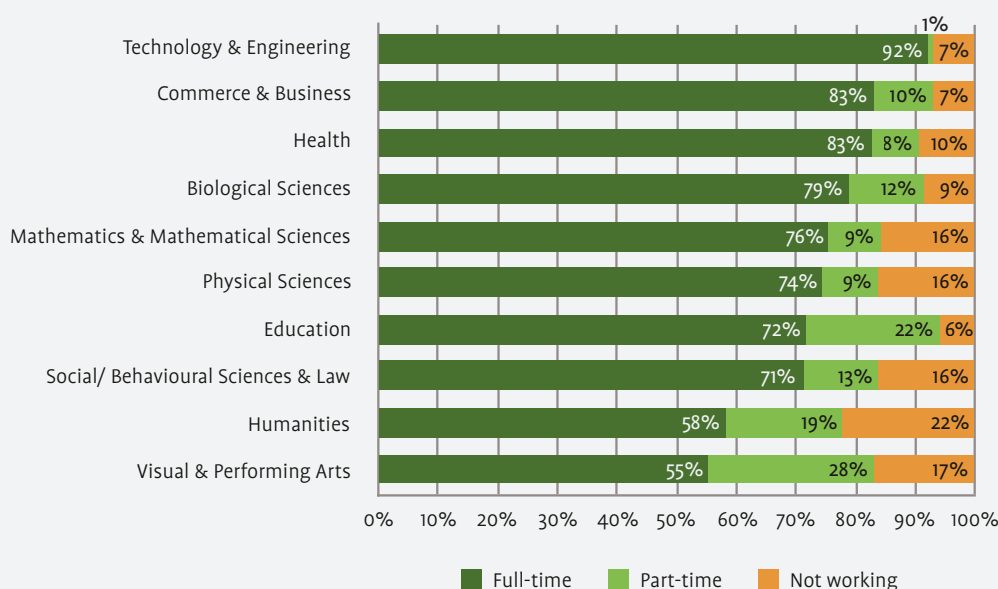


\* Full-time employment is defined as working more than 30 hours a week in one or more jobs. Part-time refers to working less than that.

\*\* This data contains only those students who are both not employed and in further study. Some graduates who are undertaking further study may also be employed so will not be captured in this cohort. For full details of engagement in further study refer to section 5.

### 3.3 Employment status by field of study for graduates who are not engaged in further study

This section addresses the employment status of the subset of graduates who were not engaged in further study at the time of being surveyed. Of the 1,929 respondents, 1,465 (76%) indicated that they were not undertaking any further study. The figure below details the employment status of these students based on their field of study. Though not shown in the figure, the combined rate of employment for those not engaged in any further study, irrespective of field, approximates 90%.



- Though not shown in the figure, the combined rate of employment for those not engaged in any further study, irrespective of field, approximates 90%.
- When part-time and full-time employment status are combined, the fields with the highest rate of employment (>90%) were Technology, Commerce, Education and Biological Sciences.
- The field of Technology & Engineering has produced the greatest proportion of full-time workers and the smallest proportion of part-time workers.

\* Full-time employment is defined as working more than 30 hours a week in one or more jobs. Part-time refers to working less than that.

\*\* This data contains only those students who are both not employed and in further study. Some graduates who are undertaking further study may also be employed so will not be captured in this cohort. For full details of engagement in further study refer to section 5.

### Fields of study contain the following disciplinary areas

#### Biological Sciences

Biochemistry, Biology, Biosecurity, Biotechnology, Cell Biology, Ecology, Environmental Science, Forestry, Genetics, Microbiology, Molecular Biology, Plant Biology, Water Management, Zoology.

#### Commerce & Business

Accountancy, Applied Finance & Economics, Business Administration, Business Management, Economics, Finance, Human Resources Development, Information Systems, International Business, Management, Marketing, Operations & Supply Chain Management, Strategic Management, Strategic Leadership, Strategy & Entrepreneurship, Taxation.

#### Education

Clinical Teaching, Early Childhood Teaching, Education Management, Education Technology, Inclusive and Special Education, Leadership, Learning and Digital Technologies, Learning Support, Literacy, Primary Teaching, Secondary Teaching, Special Education, Special Needs, Sports Coaching, Tertiary Teaching.

#### Health

Audiology, Child & Family Psychology, Clinical Psychology, Communication Disorders, Counselling, Health Education, Health Science, Palliative Care, Public Health, Speech & Language Pathology, Speech & Language Therapy.

#### Humanities

Art History, Art Theory, Chinese, Cinema Studies, Classics, Cultural Studies, English, European & European Union Studies, European Studies, German, History, Japanese, Linguistics, Māori & Indigenous Studies, Philosophy, Russian, Spanish, Te Reo Māori.

#### Mathematical Sciences

Computational & Applied Mathematics, Computer Sciences, Mathematical Physics, Mathematics, Statistics.

#### Physical Sciences

Antarctic Studies, Astronomy, Chemistry, Geography, Geology, GIS, Medical Physics, Physics.

#### Social / Behavioural Sciences & Law

Anthropology, Applied Psychology, Diplomacy, Ethics, Human Services, International Relations, International Law and Politics, Journalism, Law, Media & Communications, Political Science, Psychology, Social Work, Sociology.

#### Technology & Engineering

Bioengineering, Chemical Engineering, Civil Engineering, Computer Engineering, Construction Management, Earthquake Engineering, Electrical Engineering, Electronic Engineering, Engineering Geology, Engineering Management, Engineering Transport, Fire Engineering, Forest Engineering, Hazards and Disaster Management, Human Interface Technology, Mechanical Engineering, Natural Resource Engineering, Process Engineering, Transport Engineering.

#### Visual & Performing Arts

Film, Fine Arts, Graphic Design, Music, Painting, Photography, Printmaking, Sculpture, Theatre & Film Studies.

## Current occupations by field of study for the 2015 graduates

### Biological Sciences

Administration Assistant, Analyst, Arborist, Assistant Forest Supervisor, Biodiversity Ranger, Biotechnology Technician, Civil Servant, Content Creator, Customer Service Representative, Environmental Advisor, Environmental Landfill Technician, Environmental Technician, Environmental Planner, Farm Worker, Forest Manager, Founder, Fulbright Scholar, Geologist, Graduate Ecologist, Graduate Forester, Hydrology Scientist, Insect Science Technician, Laboratory Assistant, Laboratory Technician, Law Clerk, Lecturer, National Sales Manager, Office Support Assistant, Postdoctoral Fellow, Project Coordinator, Research Assistant, Research Fellow, Researcher, Scientist, Senior Lecturer, Strategic Support, Student Administrator, Technical Officer, Technical Writer, Veterinary Laboratory Technician, Water Resource Engineer.

### Commerce & Business

Account Administrator, Account Executive, Account Manager, Accountant, Accounts Payable Administrator, Actuarial Analyst, Administrator, Advisor, Agri Business Manager, Analyst, Assistant Accountant, Assistant Auditor, Assistant Operations Manager, Assistant Solicitor, Associate, Associate Professor With Tenure, Auditor, Bank Teller, Business Advisory, Business Analyst, Business Development Manager, Business Manager, Business Strategist, Buyers Assistant, Case Manager, CEO, Claims Advisor, Consultant, Consulting Analyst, Contact Centre Consultant, Corporate Finance Analyst, Customer Service Consultant, Customer Service Representative, Delivery Manager, Department Manager, Development Coordinator, Digital Assistant, Digital Marketing Executive, Director, Dispatcher, Dispute Resolution, Interviewer, Duty Manager, Electrician, Engineering Officer, Executive Manager, Facilitator/Project Manager, Financial Adviser, Financial Assurance Associate, Financial Controller, Financial Product Analyst, Foreign Policy Officer, General Manager Operations, Graduate Accountant, Graduate Finance Analyst, Head Of Department, HR Administrator, HR Graduate, HR Manager, Human Resources Coordinator, Immigration Officer, Insurance Adviser, Investigations Officer, Junior Financial Analyst, Junior Project Manager, Law Clerk, Law Graduate, Lead Community Advisor, Lifeguard, Logistics Operations Manager, Manager, Managing Director, Market Analyst, Marketing Assistant, Marketing Coordinator, Marketing Manager, Marketing, Sales & Leasing Support, Media Planner, Merchandiser, Mortgage Broking, National Social Media & Partnerships Manager, Office Assistant, Office Manager, Online Marketing Executive, Operations Graduate, Operations Manager, Order Management Executive, Organisational Development Advisor, Payroll, People & Organisation Development Coordinator, Performance Analyst, Personal Banker, Personal Insurance Consultant, Plant Manager, Policy Advisor, Pricing & Product Co-Ordinator, Principal Consultant, Procurement Specialist, Produce Assistant, Programme Assistant, Project Manager, Purchasing Officer, Qualitative Researcher, Receptionist, Recruitment Consultant, Regional Assistant, Research Officer, Rigger, Sales Assistant, Sales Support Coordinator, Security Manager, Self-employed Distributor, Senior Associate, Senior Lecturer, Senior Research Associate, Senior Research Consultant, Software Engineer, Solicitor, Start-up Team, Strategy & Marketing Executive, Supply Chain Planner/Analyst,

Supply Fix & Install Administrator, Tax & Account Manager, Teacher, Team Leader, Team Member, Technology Graduate, Vehicle Sales Consultant, Warehouse Operator.

### Education

Academic Manager, Acting Principal, Advisor, After School Supervisor, Assistant Manager, Assistant Principal, Atelista, Auditory-Verbal Therapist, Bank Officer, Biology Teacher, Camp Counsellor, Childcare Worker, Client Advisor, Community Support Worker, Counsellor, Data Collector, Deputy Principal, Director, Drama Teacher, E-Learning Coordinator, Early Childhood Educator, Early Intervention Teacher, Education Service Manager, ESOL Specialist Teacher, Fixed Term Teacher, French Teacher, Grocery Assistant, Guidance Counsellor, Gym Instructor, Head Teacher, Home Based Co-ordinator, Hospital Play Specialist, Itinerant Music Teacher, Junior Music Teacher, Kindergarten Teacher, Leader Education Delivery, Lecturer, Literacy Facilitator, Manager, Nanny, Nurse Lecturer, Retail Distribution Manager, Office Manager, Pastor, Personal Trainer, Physical Education Teacher & Head Of Sport, Physics Teacher, Preschool Teacher, Primary School Teacher, Principal, Programme Co-ordinator, Programme Tutor, Relief Teacher, Resource Teacher Of Learning & Behaviour, Resource Teacher Of Deaf, School Administration, School Counsellor & Social Worker, Science Teacher, Secondary School Teacher, Senior Lecturer, Senior Research Assistant, Senior Team Leader, Senior Tutor, Service Manager, Social Sciences Teacher, Sports Coordinator, Strength & Conditioning Coach, Supervisor, Swim Tutor, Teacher, Teacher Aide, English Teacher, Teacher Of The Deaf, Teacher-Contract, Team Leader, Trainer, Tumuaki (Principal), Visual Arts Teacher, Whanau Ora Co-ordinator.

### Health

Administration Manager, Assistant Professor, Audiologist, Business Support Administrator, Charge Audiologist, Claims Advisor, Clinical Nurse Coordinator, Clinical Nurse Educator, Clinical Psychologist, Counsellor, Customer Service, Directorate, Emergency Call Handler, General Practitioner, Health Promoter, Hospital Aide, HR Administrator, Palliative Care Coordinator, Production Engineer, Psychologist, Registered Nurse, Senior Lecturer, Service Coordinator, Skip Tracer, Social Network Coordinator, Speech & Language Therapist, Youth Development.

### Humanities

Academic, Administrator / PA, Advisor, Analyst, Archivist, Assistant Solicitor, Associate, Au Pair, Biographical Researcher, Cad Engineer, Caregiver, Chef, Course Coordinator, Customer Care Representative, Duty Manager, Editorial Assistant, Engineer, English Instructor, English Teacher, Event Coordinator, Facilities/Fleet Management, Farm Labourer, Gallery Assistant, Gallery Director, Graduate Policy Advisor, Immigration Officer, Law Clerk, Marketing Officer, Night Administrator, Postdoctoral Researcher, Preschool Reliever, Personal Assistant, Programme Administrator, Project Manager, Provisioning Specialist, Receptionist, Research Management Information Specialist, Resource Management Planner, Restaurant Manager, Retention Specialist, Runner, Sales Assistant, Seed Analyst, Service Consultant, Solicitor, Stock Administrator, Teacher, Teacher Aide, Trust Co-ordinator, Videographer, Workshop Hand.

### Mathematical Sciences

Assistant Professor, Biometrician, Business & Technology Analyst, Data Analyst, Graduate Software Engineer, Infrared Software Developer, Junior Website Developer, Lead Developer, Lecturer, Policy Analyst, Project Engineer, Research Analyst, Research Assistant, Scientist, Senior Data Scientist, Software Developer, Software Engineer, Tutor, User Technology Mobility Specialist, Web Developer.

### Physical Sciences

Account Executive, Advisory Officer, Aggregates & Environmental Laboratory Technician, Assistant Research Analyst, Builder, Campaign Coordinator, Civil Engineering Laboratory Technician, Civil Technician, Consultant, Document Controller, Driver, Economic Analyst, Engineering Geologist, Engineering Field-Officer, Environmental Consultant, Environmental Engineer, Environmental Geochemist, Environmental Monitoring Technician, Environmental Projects Assistant, Environmental Scientist, Environmental Technician, Estimator, Geology Technician, GIS Consultant, Graduate Engineering Geologist, High School Teacher, High Sped Data Survey Technician, Junior Geologist, Landscaper, Law Clerk, LIMS Support Officer, Medical Physics Registrar, Minerals Exploration Geologist, Ministry Intern, Operations Planner, Public Transport, Partnerships Manager, Police Officer, Post Doctoral Fellow, Precision Agriculture Field Technician, Quarries Project Engineer, Radiation Oncology Medical Physicist, Research Associate, Research Scientist, Researcher & Gis Analyst, Retail Team Member, Sales Consultant, Science Communicator, Senior Tutor, Software Developer, Software Tester, Solicitor, Statistical Processing Analyst, Supervisor, Survey Assistant, Teacher, Traffic Controller, Tutor, Veterinarian, Visual Merchandising, Warehouse Worker

### Social / Behavioural Sciences & Law

Administration, Administrator, Analyst, Archery Coach, Assistant Language Teacher, Assistant Manger, Assistant Pastor, Assistant Policy Analyst, Assistant Professor, Associate Trade Mark Examiner, Au Pair, Av Support, Barrister, Business Advisor, Business Co-ordinator, Business Support Consultant, Care & Protection Social Worker, Caseworker, Client Service Advisor, Clinical Assistant, Communications Advisor, Community Advisor, Community Support Worker, Consultant, Corrections Officer, Customer Service, Deputy Registrar, Development Officer, Director, Employment Relations Consultant, Fashion Consultant, General Manager, Governance Support Officer, Graduate Advisor, Group Manager Legal, Helpdesk Administrator, Housing Facilitator, HR Administrator, Immigration Officer, Insolvency Administrator, Integrity Coordinator, Intelligence Analyst, Journalist, Judge's Clerk, Junior Lawyer, Junior Solicitor, Law Clerk, Law Graduate, Lecturer, Legal Adviser, Legal Counsel, Legal Secretary, Lifeguard, Marketing Coordinator, Media Consultant, Medical Officer, Mental Health Support Worker, Metering Services Administrator, Music Teacher, Policy Analyst, Principal, Private Secretary, Probation Officer, Programme Facilitator, Psychometrician & Consultant, Recruitment Consultant, Regional Coordinator, Relationship Manager, Reporter, Research Assistant, Research Fellow, Researcher, Residential Youth Worker, Safe Youth Coordinator, Sales Assistant, Sales Coordinator, Security Officer, Senior Liaison

Officer, Senior Policy Analyst, Social Worker, Solicitor, Staff Solicitor, Supervisor, Support Worker, Survey Coordinator, Team Leader, Television & Radio Content Producer, Tour Guide, Toy Librarian, Trainee Psychologist, Travel Specialist, Tutor.

### Technology & Engineering

Academic Staff, Acoustic Project Engineer, Analyst, Application Engineer, Asset Intelligence Specialist, Asset Systems Analyst, Assistant Project Manager, Associate Validation Tester, Business Improvement Analyst, Chief Executive & Technology Officer, Civil Engineer, Company Manager, Construction Planner, Consulting Engineer, Control & Protection Technician, Data Scientist, Department Manager, Design Engineer, Designer, Development Manager, Drawing & Design, Electrical & Control Engineer, Electrical Apprentice, Engineering Assistant, Engineering Cadet, Engineering Geologist, Engineering Team Leader, Environmental Consultant, Environmental Engineer, Field Asset Engineer, Fire Engineer, Flight Engineer, Geo-Environmental Scientist, Geotechnical Engineer, Graduate Automation Engineer, Graduate Civil Engineer, Graduate Civil Structures Engineer, Graduate Developer, Graduate Electrical Engineer, Graduate Embedded Software Engineer, Graduate Environmental Engineer, Graduate Forester, Graduate Mechanical Engineer, Graduate Process Engineer, Graduate Software Engineer, Graduate Well Engineer, Hazard Researcher, Home Automation Engineer, Hydraulic Engineer, Infrastructure Analyst, Internal Auditor, IT Manager, Junior Engineer, Junior Quantity Surveyor, L3 Software Developer, Mechanical Engineer, Operations Support Engineer, Performance Manager, Pipeline Coordinator, Post Doctoral Researcher, Postdoctoral Fellow, Power Electronics Engineer, Power Engineer, Process Development Engineer, Process Engineer, Procurement & Planning Officer, Product Development Engineer, Product Development Manager, Production Draughtsman, Production Planner, Production Supervisor, Programming Engineer, Project Advisor, Project Engineer, Project Manager, Quality Analyst, Research & Development Engineer, Research & Systems Engineer, Research Assistant, Research Engineer, Robotist, Senior Engineer, Senior Geotechnical Engineer, Senior Guidance, Navigation & Control Engineer, Senior Lecturer, Senior Project Manager, Senior Safety Engineer, Services Engineer, Site Engineer, Site Engineer, Software Developer, Software Engineer, Spatial Analyst, Staff Engineer, Structural Engineer, Supply Chain Graduate, Systems & Documentation Engineer, Technical Consultant, Technical Director, Technical Support Engineer, Technician, Transport Planner, UHT Plant Operator, University Student, UX Analyst, Water Engineer, Water Resource Engineer, Works Supervisor Projects & Compliance.

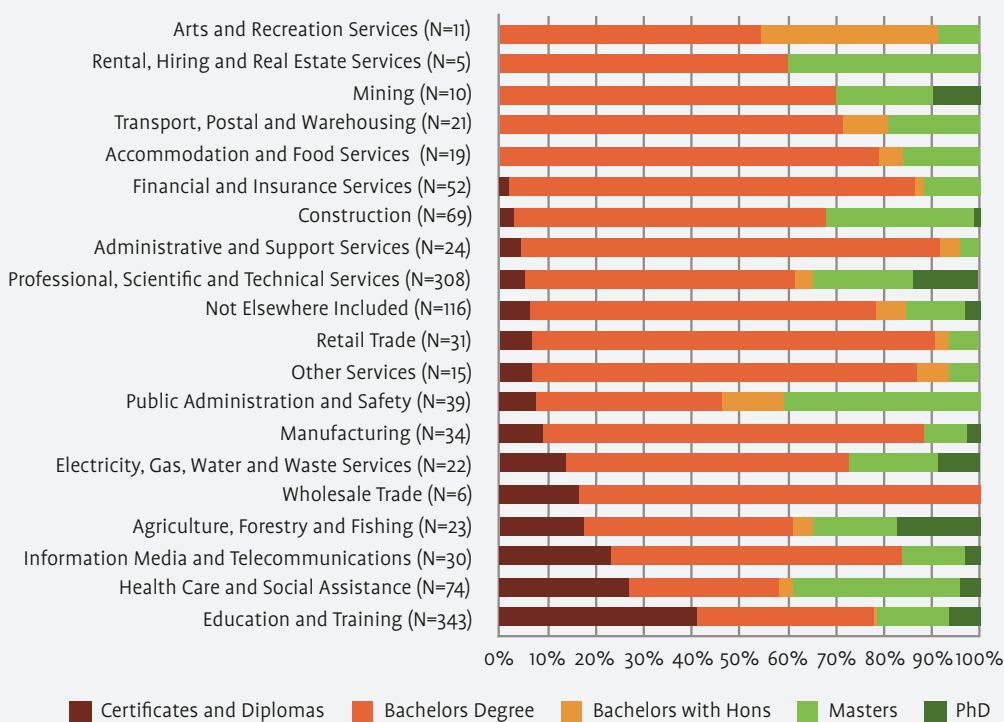
### Visual & Performing Arts

Administration, Alumni Communications Assistant, Artist, Bar Manager, Chef De Partie, Corporate Wait Host, Designer, Director, Graphic Designer, Guitarist, Kapa Haka Tutor, Kitchen Hand, Lecturer, Nursery Assistant, Optical Assistant, Part-time Music Lecturer, Photographer, Retail Assistant, Salesperson, Services Clerk, Sign Maker, Teacher, Telephone Office Team Leader.

# 4. Industry & income of full-time working graduates

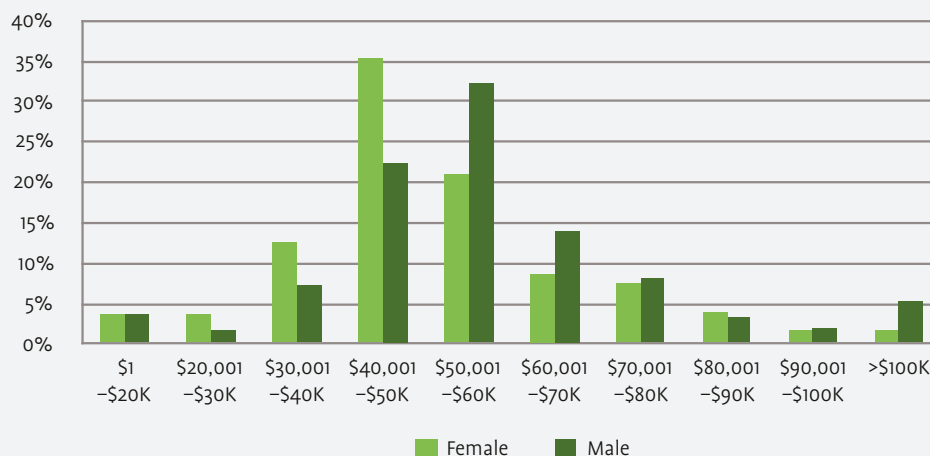
This section details the industry and income for graduates who are working full-time (>30 hours p/w). Of the 1929 graduates who responded to the survey, 1253 or 65% were working over 30 hours a week. The industry or workplace destinations of our graduates may be, though not necessarily, in the field of their tertiary preparation. Income is the total combined pre-tax income for all jobs held by graduates.

## 4.1 Industry by qualification for full-time working graduates



- Of the 1,253 graduates who indicated they were working more than 30 hours per week, 27% (N=343) are working in the Education & Training industry. The second largest industry employing an additional 25% of graduates was Professional, Scientific & Technical Services (N=308). Combined these two industries accounted for over half of all full-time workers who responded to the survey.
- The industries of Public Administration and Safety, Health Care and Social Assistance, and Construction have employed large proportions of Masters graduates.
- Although a large proportion of the graduates working in the Agriculture, Forestry and Fishing industry were awarded a PhD, most PhD graduates are working in Professional, Scientific and Technical Services.

## 4.2 Income by gender for full-time working graduates

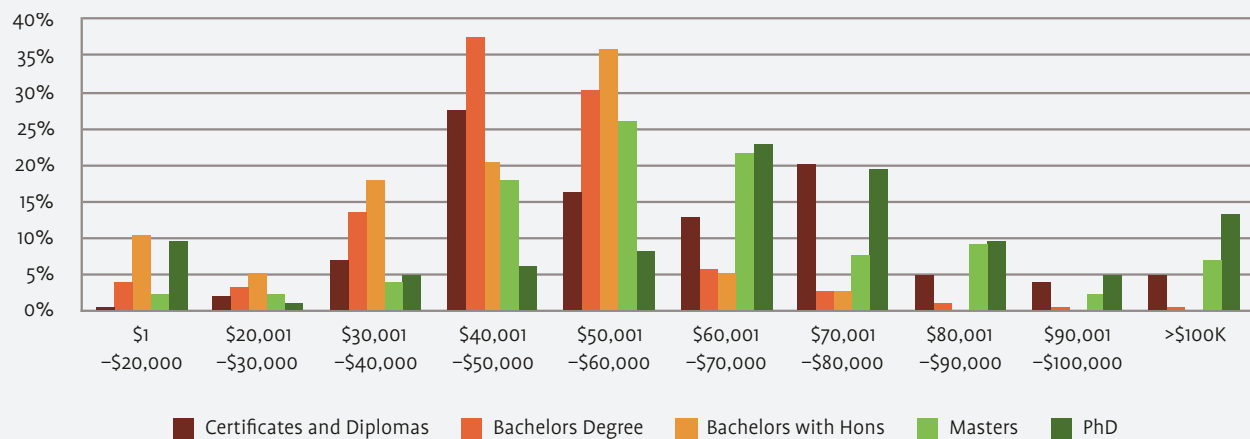


- Of the 1,253 graduates who were working full-time, 1,240 supplied income details.
- The modal income for females was \$40,001–\$50K, and for males \$50,001–\$60K.
- In general, females in full-time employment indicate earning less than males. Approximately 55% of all female graduates indicated earning \$50K or less, compared with 35% for male graduates.
- More than twice the proportion of males than females are earning over \$100K.

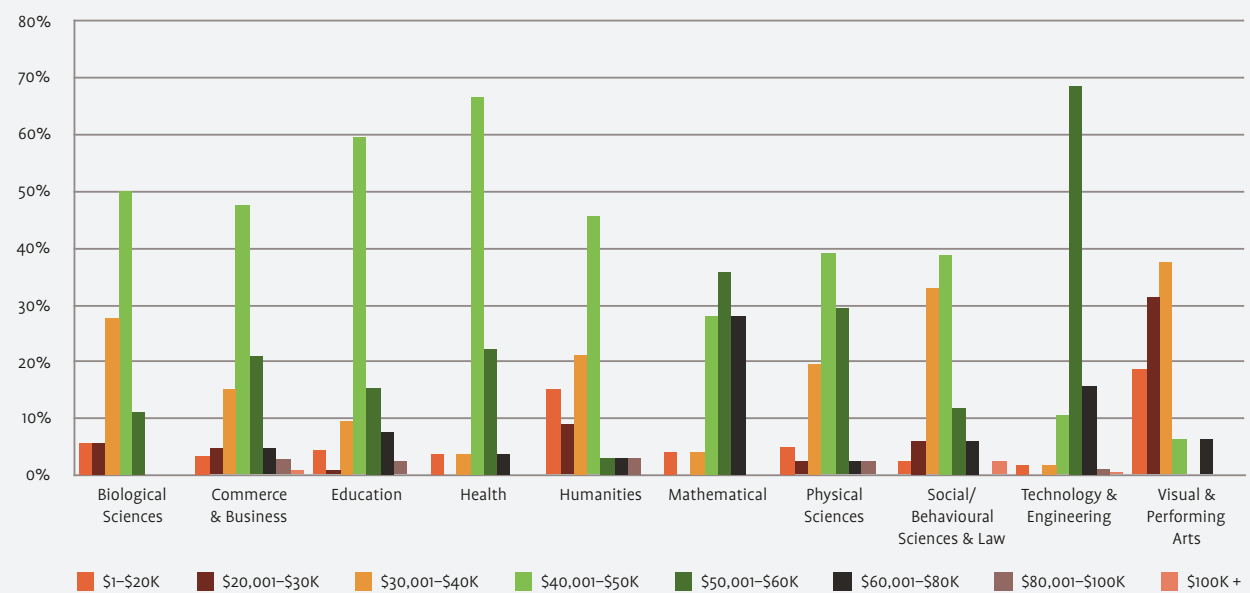


### 4.3 Income by qualification for full-time working graduates

- The modal income earned by full-time employed graduates who qualified with a Certificate, Diploma or Bachelors Degree was between \$40,001 and \$50K.
- Bachelors with Honours recipients had a slightly higher modal income of between \$50,001 and \$60K.
- PhD qualifiers presented with the highest proportion of graduates to be earning in the top income brackets.



### 4.4 Income by field of study for full-time working graduates with a Bachelors Degree



- A total of 680 graduates who were awarded a Bachelors Degree and who were working full-time provided income details.
- The fields of Mathematical Sciences and Technology & Engineering produced the highest proportions of students who were earning over \$60K.

## 5. Current and future intentions

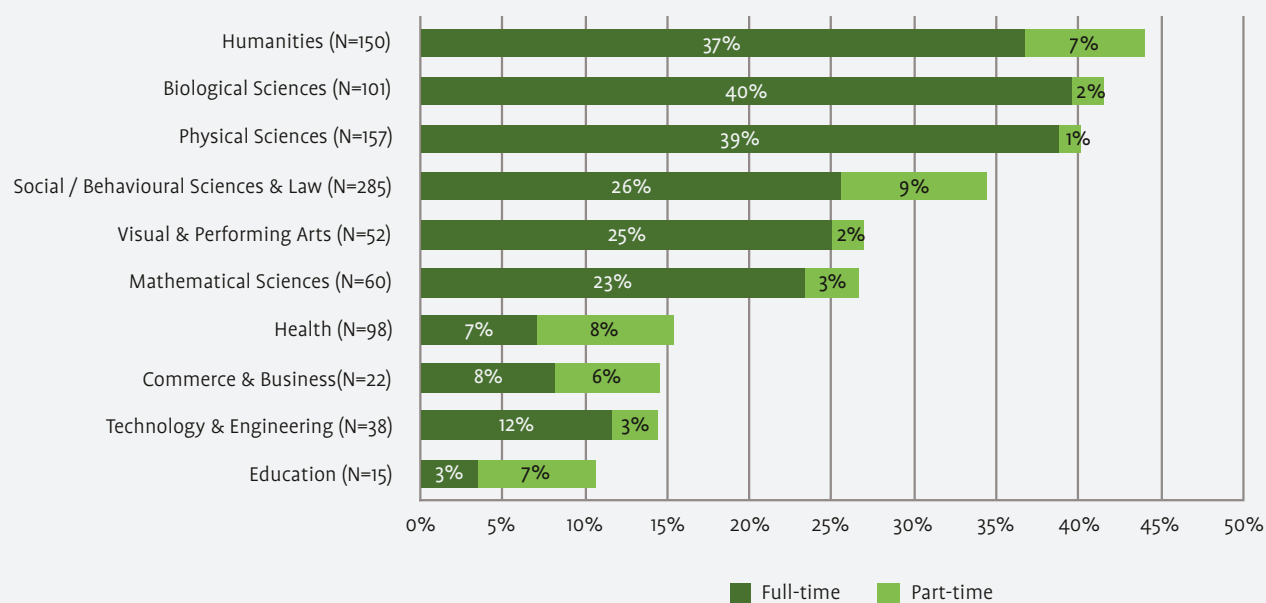
Current and future intentions of our graduates include participation in further study as well as attitudes to current employment.

### 5.1 Further study by 2015 graduating award

Graduating Degree	Full-time study	Part-time study	Total % in further study	Not studying	Total % not in further study	Total
Certificates and Diplomas	28	31	18%	263	82%	322
Bachelors Degree	242	50	26%	816	74%	1108
Bachelors with Hons	35	2	43%	50	57%	87
Masters	27	21	16%	243	84%	291
PhD	6	4	10%	93	90%	103
<b>Total</b>	<b>338</b>	<b>108</b>	<b>23%</b>	<b>1465</b>	<b>77%</b>	<b>1911</b>

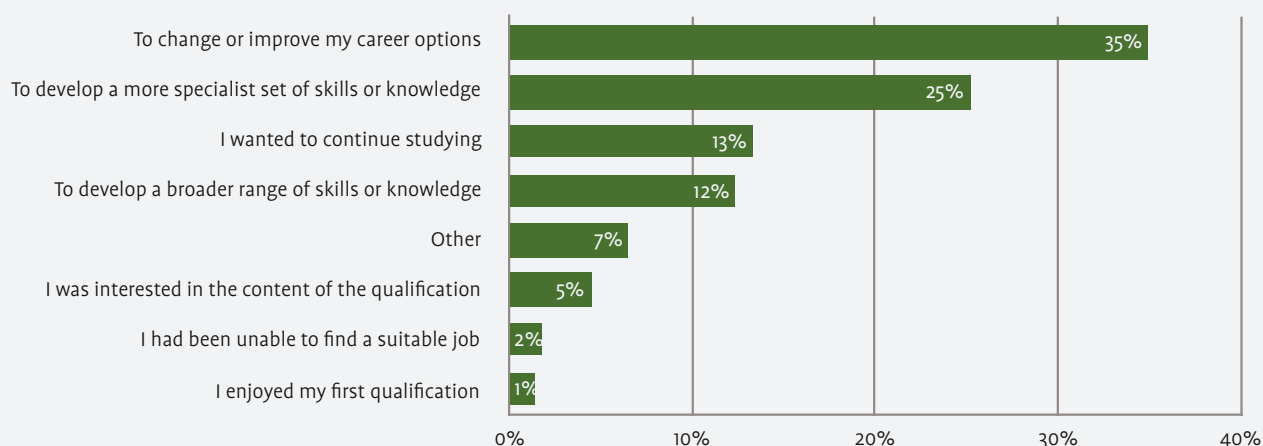
- Around one quarter of the graduating cohort have chosen to undertake further study, though it is important to note that this does not necessarily equate to progress to a higher degree.
- The highest proportion of those who returned to further study (43%) are graduates of the Bachelors with Honours programme.
- Around a quarter of Bachelors Degree holders have returned to further study.

### 5.2 Further study by field of prior degree



- The fields of Humanities, Biological Sciences and Physical Sciences have attracted the highest proportion of students who have chosen to engage in further study.

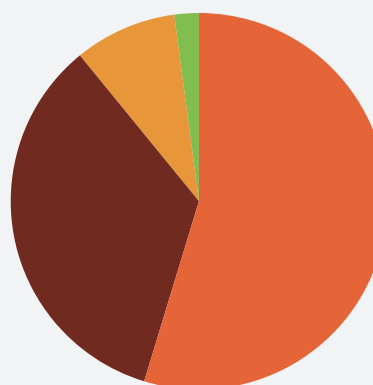
### 5.3 Reason for undertaking further study



- The most commonly cited reason for engaging in further study was to improve or change career options (35%).
- Skill acquisition and development also featured prominently as a motivator for taking-up further study in a quarter of cases.
- Inability to find a suitable job accounts for a very low proportion of reasons for undertaking further study.

### 5.4 Attitudes to current employment for those working full-time

- A total of 1128 respondents were working full-time and not in further study at the time the survey was undertaken.
- Of these, 55% reported they were working in their ideal job at this stage of their career.
- A further 34% indicated that their current employment was a step in the right direction along their intended career paths.



- My ideal employment for now 55%
- It's a step in the right direction 34%
- Unrelated to my career 9%
- Other 2%



**University of Canterbury**, Te Whare Wānanga o Waitaha  
Private Bag 4800, Christchurch 8140, New Zealand

Telephone: +64 366 7001, Freephone in NZ: 0800 VARSITY (0800 827 748), Facsimile: +64 3 364 2999,  
Email: [info@canterbury.ac.nz](mailto:info@canterbury.ac.nz), [www.canterbury.ac.nz](http://www.canterbury.ac.nz)

Research conducted by the Academic Services Group.